



2023 Price List

Residential Skylights and Sun Tunnel® Skylights

Effective March 1, 2023

All retail prices are not valid in Alaska, Hawaii, or Mexico due to additional freight cost.

Contents

8 Unit Skylights

VSS/VSE Deck-Mounted Solar/Electric Venting	8
VCS/VCE Curb-Mounted Solar/Electric Venting	10
EVMS Self-Flashed Solar Venting	12
VS Deck-Mounted Manual Venting	14
VCM Curb-Mounted Manual Venting	16
EV Self-Flashed Manual Venting	18
FS Deck-Mounted Fixed	20
FCM Curb-Mounted Fixed	22
FCM Curb-Mounted Fixed Custom Sizes	24
QPF Self-Flashed Fixed	26
EF Self-Flashed Fixed	28
GSM Curb-Mounted Fixed	30

32 Sun Tunnel® Skylights

Rigid/Flex Tube	32
Wildfire/Impact Glass	34

36 Flat Roof Skylights

FXG Curb-Mounted Domed	36
CXP Domed Polycarbonate Hatch	36
CFU CurveTech Glass	38

40 Flashing and Accessories

EKL/EKW Combi Flashing	40
Skylight Shades	42
Skylight Accessories	44
Sun Tunnel® Accessories	46

48 Roof Windows

GPU Top-Hinged	48
GXU Roof Access	50
GDL Balcony	52
GGU Center-Pivot	54

56 Architectural Skylights

Custom Skylight Systems: Pinnacle, Classic, Low Profile	56
VMS VELUX Modular Skylights	58



HGTV
**DREAM
HOME**
2023
PROUD SPONSOR

VELUX Online Dealer Support

Dealer Support Center

The VELUX Dealer Support Center has everything you need to complete your VELUX orders. Through our online dealer support page, you can:

- Check warehouse inventory
- Create quick quotes for customers
- Track your orders
- Locate product data
- And so much more!

Use your phone's camera to scan the QR code below to access the Dealer Support Center today.



DEALER SUPPORT CENTER
veluxsolutions.com/dealersupport

How to Order Your Product



Online - Dealer Extranet¹
dealerextranet3.veluxusa.com

Hours of Operation
24 hours a day, 7 days a week



Email
ordersusa@velux.com



Call Residential
1-800-888-3589

Hours of Operation (ET)
(Mon - Fri) 7:30 a.m. - 8 p.m.
(Sat) 9 a.m. - 5 p.m.



Call/Email Commercial
1-888-878-3589
commercialteam@velux.com

Hours of Operation (ET)
(Mon - Fri) 8 a.m. - 7 p.m.

¹ Dealer Extranet allows a dealer to order products and perform routine inquiries 24/7 using real-time pricing and inventory availability.


Plan for Delivery Time

- S** In-stock at regional warehouses
Allow 2 - 4 bus. days
- A** In-stock at Sparks, NV region
Allow 2 - 3 bus. days; other areas call for availability
- B** At Sparks, NV and White Marsh, MD
Allow 2 - 5 bus. days
- C** In-stock at Greenwood, SC and Kent, WA regions
Allow 2 - 5 bus. days
- T** Trans-shipped from central warehouse
Allow 7 - 10 bus. days
- F** In-stock at Greenwood, SC and Sparks, NV regions
Allow 2 - 4 bus. days; other areas allow 7 - 10 bus. days
- G** In-stock at Greenwood, SC, Aurora, IL, and Sparks, NV
Allow 2 - 3 bus. days; other areas allow 5 - 7 bus. days
- R** Not stocked; Manufactured on demand
Allow approximately 10 bus. days
- D** Not stocked; Manufactured on demand
Allow approximately 26 bus. days
- N** Not stocked; Manufactured on demand
Allow approximately 37 bus. days
- L** Not Stocked; Manufactured on demand
Allow approximately 50 bus. days

Please note: large orders may be subject to additional ship times

Order Code Examples

 no shades $\frac{\text{VSS}}{\text{product}} + \frac{\text{C01}}{\text{size}} + \frac{\text{2004}}{\text{code}}$

 with shades $\frac{\text{VSS}}{\text{product}} + \frac{\text{C01}}{\text{size}} + \frac{\text{2004}}{\text{code}} + \frac{\text{CS00}}{\text{shade}}$

The No Leak Skylight

No leak promise. No worries.

Our biggest promise that the skylights you add to your home will not leak. VELUX's three patented layers of water protection work seamlessly to ensure no rain will leak into your home through your skylight.

1 Pre-Attached Seal
Pre-attached deck seal (deck-mounted) or gasket (curb-mounted) provides a tight seal for leak-proof installation.

2 Adhesive Underlayment
Adhesive underlayment for secondary water protection against the harshest weather conditions.

3 Engineered Flashing
Engineered flashing for easy installation and primary water protection.



The Glass in Our Skylights

Clean, Quiet & Safe Glass

The name says it all: it's cleaner, quieter, and safer than any skylight glass on the market today.

Clean, Quiet & Safe Glass is made with silicon dioxide, making it much smoother than ordinary glass so water disperses evenly to evaporate quickly and reduce water spotting. It reduces up to 25% more of unwanted outside noise than standard double pane glass and up to 50% more than plastic skylights. And since Clean, Quiet & Safe Glass is a laminated glass, it's safe and compliant with all building codes for out-of-reach applications.

Clean, Quiet & Safe Glass (xx04)

This laminated glass evaporates water quickly and reduces spotting. Standard on all **FS, VS, VSS, VSE, VCS, VCE, EV, EF, EVMS** models.

Tempered Glass (xx05)

Built with an additional degree of hardness for added safety. Available with **FCM, VCM, QPF** only.

Impact Glass (xx06)

Our toughest glass, resistant to penetration from wind-borne debris.

White Laminated Glass (xx08)

White coating diffuses 100% of light flowing to the space below.

Snowload Glass (xx10)

Reinforced glass to withstand added weight from accumulated snow.

What is a Roof Pitch?

The roof pitch is defined as the angle of the roof, and it's calculated by the number of inches it rises vertically for every 12" it extends horizontally. This angle is measured by placing a pitch-gauge directly on the roof and taking an accurate reading.

This calculation is important because each of VELUX's skylights and flashing kits are engineered with specific pitch requirements that match a roof's slope in order to effectively drain water off of the skylight.



CFU
CXP



VCS
VCM
VCE
FCM
TZR
TCR
FXG



GSM



QPF
TZRL
TZRQ



TLR
TMR
TGR
TMF
TGF



VSS
VSE
VS
FS
EVMS
EV
EF



GPU



GXU



GGU



GDL



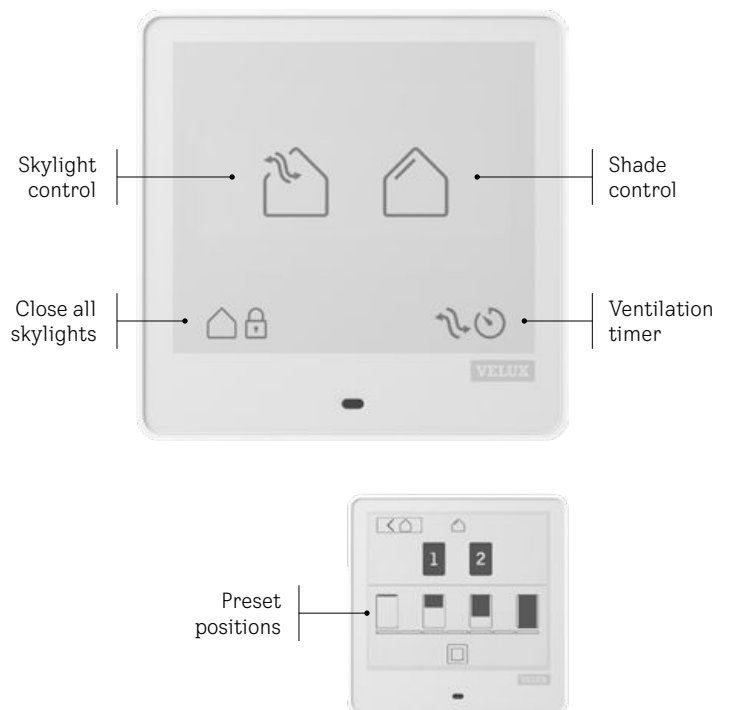
The new VELUX Touch



Simple control of all VELUX skylights and shades with one remote.

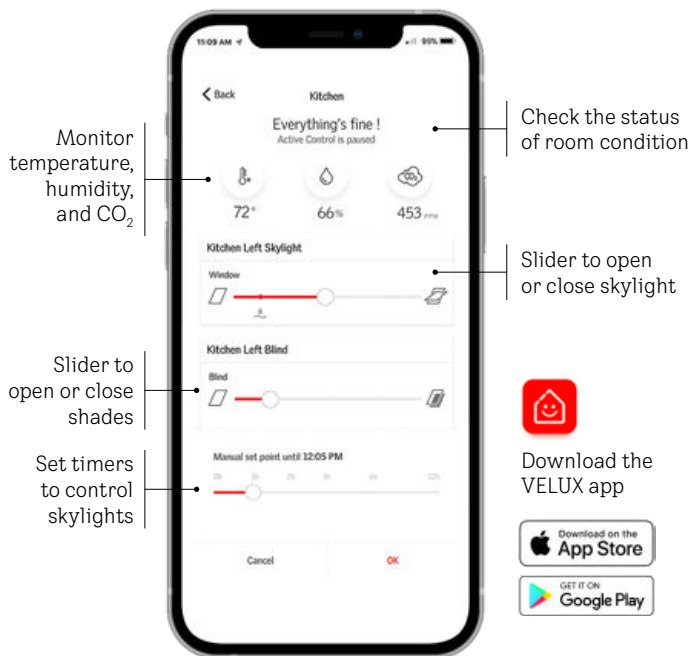
We believe your customers should have an easier experience creating the perfect home environment with their VELUX skylights and shades. The less effort they have to spend in creating the healthy home environment they want; the more time they have to enjoy the home they deserve. And now, with VELUX Touch, your customers only need to reach for one remote to take control of their skylights and shades. It is all about indoor comfort at your customer's fingertips.

- Remote operation inside the room
- Operation of multiple products
- Group products
- Ventilation timer
- Lock home option (close all skylights)
- Preset shade and skylight positions



VELUX Touch Remote Control	Price	Delivery
KLR 300 WW	\$150	S

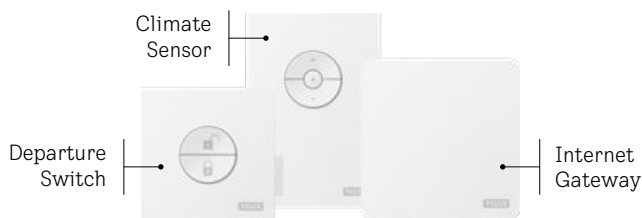
VELUX ACTIVE with NETATMO



Smart sensor-based operation of VELUX skylights and shades.

VELUX ACTIVE with NETATMO uses the Climate Sensor to monitor the indoor air quality, then automatically opens or closes skylights and shades based on conditions and homeowner's preferences. The system is connected to the home's Wi-Fi through the Internet Gateway so the customer can control skylights and shades, even if they're away from home, through the app on their phone.

- Remote operation from anywhere
- Operation of multiple grouped products
- Compatible with Apple HomeKit® and Google Assistant™
- Ventilation timer
- Scheduling to personal preferences
- Voice control
- Live sensor-based data and automation
- Use of weather data



VELUX ACTIVE with NETATMO	Price	Delivery
KIX 300 US	\$295	S

Unit Skylights

Deck-Mounted VSS/VSE



VSS Solar
“Fresh Air”

VSE Electric
“Fresh Air”

Remote and insect screen included with VSS and VSE skylight



VSS/VSE Roof Pitch

\$425

Add a Solar-Powered Pre-Installed Shade

VELUX Touch

\$150

Control all skylights and shades with one remote using the new VELUX Touch or with VELUX ACTIVE

VELUX ACTIVE

\$295

See pages 6-7 for more information

Room-Darkening, Double-Pleated **Code: CS- Solar**



00
White

01
Beige

44
Grey

45
Grey
Melange

46
Dark
Sand

Light-Filtering, Single-Pleated **Code: FS- Solar**



00
White

01
Classic
Sand

34
Natural

35
Dark
Grey

36
Jeans
Blue

Order code example
Code + Color = **CS00**

2-4 business days for delivery











Up to 13 business days for delivery

* For more information visit: veluxusa.com/go-solar

Pre-Installed shades not available on copper cladding or stain grade wood models.

All base models are available to have pre-installed shades, however, some optional skylight models may not be available. VELUX Customer Service will confirm availability.



Standard Sizes	C01	C04	C06	C08	M02 ¹	M04	M06	M08	S01	S06
(W-in. x H-in.)										
Outside Frame	21 ½ x 27 ¾	21 ½ x 38 ¾	21 ½ x 46 ¾	21 ½ x 54 15/16	30 ¾ x 30 ½	30 ¾ x 38 ¾	30 ¾ x 46 ¾	30 ¾ x 54 15/16	44 ¾ x 27 ¾	44 ¾ x 46 ¾
Rough Opening	21 x 26 ¾	21 x 37 ¾	21 x 45 ¾	21 x 54 7/8	30 ¾ x 30	30 ¾ x 37 ¾	30 ¾ x 45 ¾	30 ¾ x 54 7/8	44 ¾ x 26 ¾	44 ¾ x 45 ¾

Base Model	C01	C04	C06	C08	M02 ¹	M04	M06	M08	S01	S06
Laminated LowE ³ Glass Code 2004 Delivery S	\$1,279	\$1,360	\$1,426	\$1,479	\$1,394	\$1,465	\$1,559	\$1,661	\$1,569	\$1,834

Optional Models² Add price to base model; any size. Applies to standard sizes only.

Impact Glass

+ \$120

Code 2006 | Delivery N

Copper Cladding

+ \$230 VSE only excluding M02

Code 2014 | Delivery D

Snowload Glass

+ \$185

Code 2010 | Delivery A

Stain Grade Wood Interior

+ \$60 VSS only

Code 0004 | Delivery D

Upgrade Options



The New VELUX Touch

Control all of your skylights and shades from one touch screen remote control.

KLR 300 WW | \$150

See page 6 for more information.



VELUX ACTIVE with NETATMO

Add smart home automation to your fresh air skylights and control all products with your phone.

KIX 300 US | \$295

See page 7 for more information.

Flashing Adhesive underlayment included. VELUX flashing required for the No Leak Warranty.

	C01	C04	C06	C08	M02 ¹	M04	M06	M08	S01	S06
Step										
Asphalt Shingles/Wood Shake/Slate 1/2 in. max thickness		\$112		\$141		\$122			\$134	
Code EDL Delivery S										
Copper Step³										
Asphalt Shingles/Wood Shakes/Slate 1/2 in. max thickness		\$237		\$299		\$258			\$284	
Code EDL COPPER Delivery D										
High Profile³										
Tile - over 3/4 in. thickness		\$220		\$233		\$233			\$277	
Code EDW Delivery S										
Metal Roof										
Code EDM Delivery S		\$359		\$398		\$385			\$408	
Biopack⁴										
Counter Flashing for Deck-Mounted		\$233		\$233		\$266			\$282	
Code ECB Delivery S										

¹ VSS only. ² Lead time/size availability may vary from base model. ³ VSE only. ⁴ Adhesive underlayment not included.

Order Code Example $\frac{\text{VSS}}{\text{product}} + \frac{\text{C06}}{\text{size}} + \frac{\text{2004}}{\text{code}} + \frac{\text{CS00}}{\text{shade}}$

Unit Skylights

Curb-Mounted VCS/VCE



VCS Solar
"Fresh Air"

VCE Electric
"Fresh Air"

Remote and insect screen included with VCS and VCE skylight



VCS/VCE roof pitch

\$425

Add a Solar-Powered
Pre-Installed Shade

VELUX Touch

\$150

Control all skylights and shades
with one remote using the new
VELUX Touch or with VELUX ACTIVE

VELUX ACTIVE

\$295

See pages 6-7 for more information

Room-Darkening, Double-Pleated **Code: CS- Solar**



00
White

01
Beige

44
Grey

45
Grey
Melange

46
Dark
Sand

Light-Filtering, Single-Pleated **Code: FS- Solar**





00
White

01
Classic
Sand

34
Natural

35
Dark
Grey









36
Jeans
Blue

Order code example  2-4 business days for delivery  Up to 13 business days for delivery
Code + Color = **CS00**

* For more information visit: veluxusa.com/go-solar

All base models are available to have pre-installed shades, however, some optional skylight models may not be available. VELUX Customer Service will confirm availability.



Standard Sizes	2222	2234	2246	3030	3046	3434	4622 ¹	4646
(W-in. x H-in.)								
Inside Curb	22 ½ x 22 ½	22 ½ x 34 ½	22 ½ x 46 ½	30 ½ x 30 ½	30 ½ x 46 ½	34 ½ x 34 ½	46 ½ x 22 ½	46 ½ x 46 ½
Outside Curb	25 ½ x 25 ½	25 ½ x 37 ½	25 ½ x 49 ½	33 ½ x 33 ½	33 ½ x 49 ½	37 ½ x 37 ½	49 ½ x 25 ½	49 ½ x 49 ½
Maximum Skylight Clearance	26 ¾ x 26 ¾	26 ¾ x 38 ¾	26 ¾ x 50 ¾	34 ¾ x 34 ¾	34 ¾ x 50 ¾	38 ¾ x 38 ¾	50 ¾ x 26 ¾	50 ¾ x 50 ¾

Base Model	2222	2234	2246	3030	3046	3434	4622 ¹	4646
Clean, Quiet & Safe Glass Laminated LowE ³ Glass Code 2004 Delivery S	\$1,310	\$1,415	\$1,497	\$1,517	\$1,611	\$1,587	\$1,497	\$1,731

Optional Models² Add price to base model; any size. Applies to standard sizes only.

Impact Glass

+ \$120 VCS only

Code 2006 | Delivery N

White Laminated Glass

+ \$40 VCS only

Code 2008 | Delivery N

Upgrade Options



The New VELUX Touch

Control all of your skylights and shades from one touch screen remote control.

KLR 300 WW | \$150

See page 6 for more information.



VELUX ACTIVE with NETATMO

Add smart home automation to your fresh air skylights and control all products with your phone.

KIX 300 US | \$295

See page 7 for more information.

Flashing Adhesive underlayment included. VELUX flashing required for the No Leak Warranty.

	2222	2234	2246	3030	3046	3434	4622 ¹	4646
Step 10° - 60° Asphalt Shingles/Wood Shake/Slate 1/2 in. max thickness Code ECL Delivery S		\$110		\$124		\$125		\$129
High Profile 14° - 60° Tile - over 3/4 in. thickness Code ECW Delivery S		\$220		\$264		\$264		\$289

¹Only available in VCS. ²Not available in VCS 4646 and 4622. Lead time and size availability may vary from base model.

Order Code Example $\frac{\text{VCS}}{\text{product}} + \frac{\text{2246}}{\text{size}} + \frac{\text{2004}}{\text{code}} + \frac{\text{CS00}}{\text{shade}}$

Unit Skylights

Self-Flashed E-Class EVMS



EVMS Solar
"Fresh Air"

Remote and insect screen included with EVMS skylight
Shades not available



EVMS Roof Pitch

Federal
Solar Tax
Credit

Eligible for a 30% federal solar tax
credit on product and installation*

Custom
Sizes

1-800-888-3589
Call for pricing

Remote
Upgrade
\$150

Upgrade to the VELUX Touch:
Simple control of multiple EVMS
skylights with one remote
See page 6 for more information

- Ready to install right out of the box shingle/
slate/wood roofs up to 3/4" thickness.
- One-piece, impenetrable ultra-seal
integrated flashing.
- Requires no sealants.

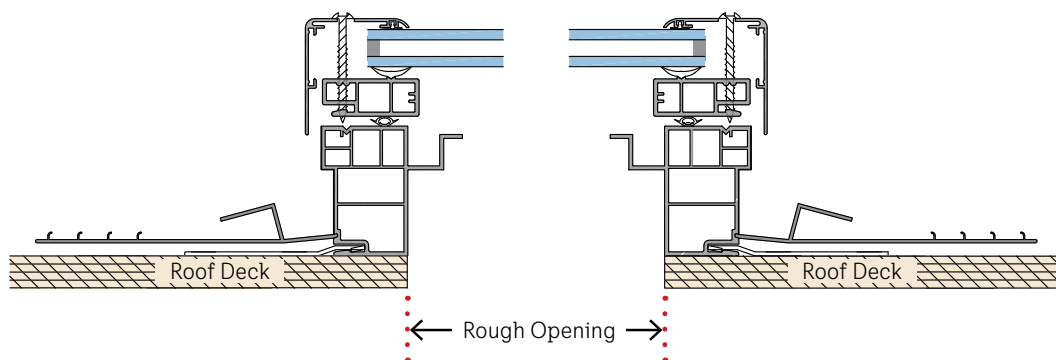
For more information visit: veluxusa.com/go-solar



How to Order Custom EVMS Skylights

We require exact rough opening (RO) dimensions for width and height.

Up to 15 sq ft | Min RO: 22 1/4" W or H | Max RO: 48" W or 54" H | Delivery N



Choose Your Glass

Laminated

White Laminated

EVMS Custom Finish Colors

VELUX Cool Grey finish standard.

Other custom finish colors are available, call 1-800-888-3589 for pricing and lead time information.



How to Place Your Order

1. _____ Width
(dimension parallel to ridge)

2. _____ Height

3. Call **1-800-888-3589**
(for pricing)

Unit Skylights

Deck-Mounted VS



VS Manual
"Fresh Air"

Insect screen and operating hook included with VS skylight. Operated by ZCT 300 control rod or crank handle ZZZ 201, sold separately.



VS Roof Pitch

\$425

Add a Solar-Powered Pre-Installed Shade

\$150

Control all shades with one remote using the new VELUX Touch
See page 6 for more information

Room-Darkening, Double-Pleated **Code: CS- Solar**



00
White

01
Beige

44
Grey

45
Grey
Melange

46
Dark
Sand

Light-Filtering, Single-Pleated **Code: FS- Solar**



00
White

01
Classic
Sand

34
Natural

35
Dark
Grey

36
Jeans
Blue

Order code example  2-4 business days for delivery  Up to 13 business days for delivery
Code + Color = **CS00**

All base models are available to have pre-installed shades, however, some optional skylight models may not be available. VELUX Customer Service will confirm availability. Manual Shades not available for VS model.




Standard Sizes	C01	C04	C06	C08	M02	M04	M06	M08	S01	S06
(W-in. x H-in.)										
Outside Frame	21 1/2 x 27 3/8	21 1/2 x 38 3/8	21 1/2 x 46 1/4	21 1/2 x 54 19/16	30 3/16 x 30 1/2	30 3/16 x 38 3/8	30 3/16 x 46 1/4	30 3/16 x 54 19/16	44 3/4 x 27 3/8	44 3/4 x 46 1/4
Rough Opening	21 x 26 3/8	21 x 37 3/8	21 x 45 3/8	21 x 54 7/16	30 1/16 x 30	30 1/16 x 37 3/8	30 1/16 x 45 3/8	30 1/16 x 54 1/16	44 1/4 x 26 3/8	44 1/4 x 45 3/8


Base Model	C01	C04	C06	C08	M02	M04	M06	M08	S01	S06
Laminated LowE ³ Glass Code 2004 Delivery S	\$588	\$635	\$673	\$705	\$664	\$696	\$749	\$828	\$752	\$943

Optional Models¹ Add price to base model; any size. Applies to standard sizes only.


Impact Glass + \$120 VCS only Code 2006 Delivery N	Copper Cladding + \$230 VSE only excluding M02 Code 2014 Delivery D	Snowload Glass + \$185 Code 2010 Delivery A	Stain Grade Wood Interior + \$60 VSS only Code 0004 Delivery D
--	---	---	--



Add a pre-installed solar shade to any VS model for \$425 and homeowners are eligible for a 30% Federal Solar Tax Credit on product and installation.²



Add a pre-installed solar shade. Harness the power of the sun and control the amount of daylight entering through the skylight.



Receive **VELUX App Control system, Gateway + App**. Control your VELUX shades anytime, anywhere with your smartphone or smart home device.

Flashing Adhesive underlayment included. VELUX flashing required for the No Leak Warranty.

	C01	C04	C06	C08	M02 ¹	M04	M06	M08	S01	S06
Step Asphalt Shingles/Wood Shake/Slate 1/2 in. max thickness Code EDL Delivery S		\$112		\$141			\$122			\$134
Copper Step Asphalt Shingles/Wood Shakes/Slate 1/2 in. max thickness Code EDL COPPER Delivery D		\$237		\$299			\$258			\$284
High Profile Tile - over 3/4 in. thickness Code EDW Delivery S		\$220		\$233			\$233			\$277
Metal Roof Code EDM Delivery S		\$359		\$398			\$385			\$408
Bi-pack³ Counter Flashing for Deck-Mounted Code ECB Delivery S		\$233		\$233			\$266			\$282

¹ Lead time/size availability may vary from base model. ² Visit veluxusa.com/go-solar. ³ Adhesive underlayment not included.

Order Code Example $\frac{VS}{\text{product}} + \frac{C06}{\text{size}} + \frac{2004}{\text{code}} + \frac{CS00}{\text{shade}}$

Unit Skylights

Curb-Mounted VCM



VCM Manual "Fresh Air"

Insect screen and operating hook included with VCM skylight. Operated by ZCT 300 control rod or crank handle ZZZ 212, sold separately.



VCM roof pitch

\$425

Add a Solar-Powered Pre-Installed Shade

\$150

Control all shades with one remote using the new VELUX Touch
See page 6 for more information

Room-Darkening, Double-Pleated **Code: CS- Solar**



00
White

01
Beige

44
Grey

45
Grey
Melange

46
Dark
Sand

Light-Filtering, Single-Pleated **Code: FS- Solar**



00
White


01
Classic
Sand


34
Natural

35
Dark
Grey

36
Jeans
Blue

Order code example
Code + Color = **CS00**








 2-4 business days
for delivery

 Up to 13 business days
for delivery

* For more information visit: veluxusa.com/go-solar

All base models are available to have pre-installed shades, however, some optional skylight models may not be available. VELUX Customer Service will confirm availability. Manual Shades not available for VCM model.



Standard Sizes	2222	2234	2246	3030	3046	3434	4646
(W-in. x H-in.)							
Inside Curb	22 ½ x 22 ½	22 ½ x 34 ½	22 ½ x 46 ½	30 ½ x 30 ½	30 ½ x 46 ½	34 ½ x 34 ½	46 ½ x 46 ½
Outside Curb	25 ½ x 25 ½	25 ½ x 37 ½	25 ½ x 49 ½	33 ½ x 33 ½	33 ½ x 49 ½	37 ½ x 37 ½	49 ½ x 49 ½
Maximum Skylight Clearance	26 ⅝ x 26 ⅝	26 ⅝ x 38 ⅝	26 ⅝ x 50 ⅝	34 ⅝ x 34 ⅝	34 ⅝ x 50 ⅝	38 ⅝ x 38 ⅝	50 ⅝ x 50 ⅝

Base Model	2222	2234	2246	3030	3046	3434	4646
Laminated LowE ³ Glass Code 2004 Delivery S	\$568	\$657	\$713	\$765	\$971	\$874	\$1,116

Optional Models¹ Add price to base model; any size. Applies to standard sizes only.

Impact Glass

+ \$120

Code 2006 | Delivery N

White Laminated Glass

+ \$40 2222, 2246, 4646 only. Call for additional sizes

Code 2008 | Delivery N – Delivery A for 2222, 2246, 4646

In-Reach Application Model	2222	2234	2246	3030	3046	3434	4646
Tempered LowE ³ Glass Code 2005 Delivery T	\$527	\$608	\$653	\$699	\$884	\$803	\$1,037



Add a pre-installed solar shade to any VCM model for \$425 and homeowners are eligible for a 30% Federal Solar Tax Credit on product and installation.²



Add a pre-installed solar shade
Harness the power of the sun and
control the amount of daylight
entering through the skylight.



Receive **VELUX App Control system, Gateway + App**. Control your VELUX shades anytime, anywhere with your smartphone or smart home device.

Flashing Adhesive underlayment included. VELUX flashing required for the No Leak Warranty.

	2222	2234	2246	3030	3046	3434	4646
Step 10° – 60° Asphalt Shingles/Wood Shake/Slate 1/2 in. max thickness Code ECL Delivery S		\$110		\$124		\$125	\$129
High Profile 14° - 60° Tile - over 3/4 in. thickness Code ECW Delivery S		\$220		\$264		\$264	\$289

¹Lead time/size availability may vary from base model. ² Visit veluxusa.com/go-solar.

Order Code Example $\frac{\text{VCM}}{\text{product}} + \frac{2246}{\text{size}} + \frac{2004}{\text{code}} + \frac{\text{CS00}}{\text{shade}}$

Unit Skylights

Self-Flashed E-Class EV



EV Manual
"Fresh Air"

Insect screen and operating hook included with EV skylight. Operated by ZCT 300 control rod or crank handle ZZZ 201, sold separately. Shades not available.



EV Roof Pitch

**Custom
Sizes** 1-800-888-3589
Call for pricing

- Ready to install right out of the box shingle/slate/wood roofs up to 3/4" thickness.
- One-piece, impenetrable ultra-seal integrated flashing.
- Requires no sealants.



Standard Sizes	2222	2230	2238	2246	2254	3030	3046	3054	4646
(W-in.xH-in.)									
Rough Opening	22 1/2 x 22 1/2	22 1/2 x 30 1/2	22 1/2 x 38 1/2	22 1/2 x 46 1/2	22 1/2 x 54 1/2	30 1/2 x 30 1/2	30 1/2 x 46 1/2	30 1/2 x 54 1/2	46 1/2 x 46 1/2
Base Model	2222	2230	2238	2246	2254	3030	3046	3054	4646
Clean, Quiet & Safe Glass Laminated LowE ³ Glass Code 2004 Delivery S	\$711	\$758	\$782R	\$842	\$982	\$848	\$957	\$1,114	\$1,139

Optional Models¹ Add price to base model; any size.

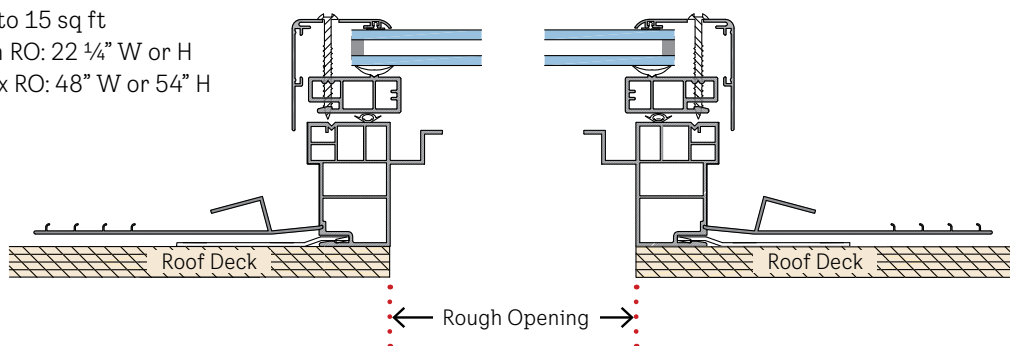
White Laminated Glass
+ \$40 Standard on 2222, 2246, 4646
Code 2008 | Delivery N

Order Code Example
 $\frac{\text{EV}}{\text{product}} + \frac{2246}{\text{size}} + \frac{2004}{\text{code}}$

How to Order Custom EV Skylights

We require exact rough opening (RO) dimensions for width and height.

Up to 15 sq ft
Min RO: 22 1/4" W or H
Max RO: 48" W or 54" H



EV Custom Finish Colors

VELUX Cool Grey finish standard.
Other custom finish colors are available, call 1-800-888-3589 for pricing and lead time information.



How to Place Your Order

1. _____ Width
(dimension parallel to ridge)
2. _____ Height
3. Call **1-800-888-3589**
(for pricing)

Unit Skylights

Deck-Mounted FS



FS Fixed



FS Roof Pitch

\$425

Add a Solar-Powered Pre-Installed Shade

\$150

Control all shades with one remote using the new VELUX Touch
See page 6 for more information

Room-Darkening, Double-Pleated **Code: CS- Solar**



00
White

01
Beige

44
Grey

45
Grey
Melange

46
Dark
Sand

Light-Filtering, Single-Pleated **Code: FS- Solar**



00
White

01
Classic
Sand

34
Natural

35
Dark
Grey

36
Jeans
Blue

Order code example
Code + Color = **CS00**

2-4 business days
for delivery

Up to 13 business days
for delivery

All base models are available to have pre-installed shades, however, some optional skylight models may not be available. VELUX Customer Service will confirm availability.



HGTV
**URBAN
OASIS**
— 2019 —
PROUD SPONSOR

Standard Sizes	A06	C01	C04	C06	C08	C12	D26	D06	M02	M04	M06	M08	S01	S06
(W-in. x H-in.)														
Outside Frame	15 3/4 x 46 3/4	21 1/2 x 27 3/8	21 1/2 x 38 3/8	21 1/2 x 46 3/4	21 1/2 x 54 15/16	21 1/2 x 70 3/4	23 3/4 x 23 3/8	23 3/4 x 46 3/4	30 3/8 x 30 1/2	30 3/8 x 38 3/8	30 3/8 x 46 3/4	30 3/8 x 54 15/16	44 3/4 x 27 3/8	44 3/4 x 46 3/4
Rough Opening	14 1/2 x 45 3/4	21 x 26 3/8	21 x 37 3/8	21 x 45 3/4	21 x 54 1/8	21 x 70 1/4	22 1/2 x 22 15/16	22 1/2 x 45 3/4	30 1/8 x 30	30 1/8 x 37 3/8	30 1/8 x 45 3/4	30 1/8 x 54 1/8	44 1/4 x 26 3/8	44 1/4 x 45 3/4
Base Model	A06	C01	C04	C06	C08	C12	D26	D06	M02	M04	M06	M08	S01	S06
Clean, Quiet & Safe Glass														
Laminated LowE ³ Glass	\$338	\$300	\$346	\$385	\$416	\$532	\$325	\$397	\$375	\$407	\$460	\$503	\$464	\$586
Code 2004 Delivery S														

Optional Models¹ Add price to base model; any size. Applies to standard sizes only.

Impact Glass

+ \$120 excluding C12

Code 2006 | Delivery N

except for A06, C01, C08, M02, S01

Copper Cladding

+ \$230

Code 2014 | Delivery D

Snowload Glass

+ \$185 excludes C12, D26, D06

Code 2010 | Delivery A

Stain Grade Wood Interior

+ \$60

Code 0004 | Delivery D



Add a pre-installed solar shade to any FS model for \$425 and homeowners are eligible for a 30% Federal Solar Tax Credit on product and installation.²



Add a pre-installed solar shade. Harness the power of the sun and control the amount of daylight entering through the skylight.



Receive **VELUX App Control system, Gateway + App**. Control your VELUX shades anytime, anywhere with your smartphone or smart home device.

Flashing Adhesive underlayment included. VELUX flashing required for the No Leak Warranty.

	A06	C01	C04	C06	C08	C12	D26	D06	M02	M04	M06	M08	S01	S06
Step														
Asphalt Shingles/Wood Shake/Slate 1/2 in. max thickness	\$105		\$112			\$141		\$118			\$122			\$134
Code EDL Delivery S														
Copper Step														
Asphalt Shingles/Wood Shakes/Slate 1/2 in. max thickness	\$222		\$237			\$299		\$250			\$258			\$284
Code EDL COPPER Delivery D														
High Profile														
Tile - over 3/4 in. thickness	N/A		\$220			\$233		\$245			\$233			\$277
Code EDW Delivery S														
Metal Roof														
Counter Flashing for Deck-Mounted	\$327		\$359			\$398		\$372			\$385			\$408
Code EDM Delivery S														
Biopack³														
Counter Flashing for Deck-Mounted	N/A		\$233			\$233		N/A			\$266			\$282
Code ECB Delivery S														

¹ Lead time/size availability may vary from base model. ² Visit veluxusa.com/go-solar. ³ Adhesive underlayment not included.

Order Code Example $\frac{\text{FS}}{\text{product}} + \frac{\text{C06}}{\text{size}} + \frac{\text{2004}}{\text{code}} + \frac{\text{CS00}}{\text{shade}}$

Unit Skylights

Curb-Mounted FCM



FCM Fixed

Shades not available on 1430, 1446, 3055, 4672



FCM roof pitch

\$465

Add a Solar-Powered Pre-Installed Shade

\$150

Control all shades with one remote using the new VELUX Touch
See page 6 for more information

Room-Darkening, Double-Pleated **Code: CS- Solar**



- 00**
White
- 01**
Beige
- 44**
Grey
- 45**
Grey Melange
- 46**
Dark Sand

Light-Filtering, Single-Pleated **Code: FS- Solar**



- 00**
White
- 01**
Classic Sand
- 34**
Natural
- 35**
Dark Grey
- 36**
Jeans Blue

Order code example Code + Color = **CS00** 2-4 business days for delivery Up to 13 business days for delivery

Factory installed shades for FCM skylights includes accessory tray.

Most base models are available to have pre-installed shades, however, some optional skylight models may not be available. VELUX Customer Service will confirm availability.




Standard Sizes	1430	1446	2222	2230	2234	2246	2270	3030	3046	3055	3434	3446	4646	4672
(W-in. x H-in.)														
Inside Curb	14 1/2 x 30 1/2	14 1/2 x 46 1/2	22 1/2 x 22 1/2	22 1/2 x 30 1/2	22 1/2 x 34 1/2	22 1/2 x 46 1/2	22 1/2 x 70 1/2	30 1/2 x 30 1/2	30 1/2 x 46 1/2	30 1/2 x 55 1/2	34 1/2 x 34 1/2	34 1/2 x 46 1/2	46 1/2 x 46 1/2	46 1/2 x 72 1/2
Outside Curb	17 1/2 x 33 1/2	17 1/2 x 49 1/2	25 1/2 x 25 1/2	25 1/2 x 33 1/2	25 1/2 x 37 1/2	25 1/2 x 49 1/2	25 1/2 x 73 1/2	33 1/2 x 33 1/2	33 1/2 x 49 1/2	33 1/2 x 58 1/2	37 1/2 x 37 1/2	37 1/2 x 49 1/2	49 1/2 x 49 1/2	49 1/2 x 75 1/2
Maximum Skylight Clearance	18 3/4 x 34 1/4	18 3/4 x 50 3/4	26 3/4 x 26 3/4	26 3/4 x 34 1/4	26 3/4 x 38 1/4	26 3/4 x 50 3/4	26 3/4 x 74 1/4	34 3/4 x 34 1/4	34 3/4 x 50 3/4	34 3/4 x 59 3/4	38 3/4 x 38 1/4	38 3/4 x 50 3/4	50 3/4 x 50 3/4	50 3/4 x 76 3/4

Base Model	1430	1446	2222	2230	2234	2246	2270	3030	3046	3055	3434	3446	4646	4672
Clean, Quiet & Safe Glass														
Laminated LowE ³ Glass	\$277/T	\$304	\$223	\$260	\$277	\$293	\$490	\$315	\$419	\$464	\$390	\$440	\$459	\$779/F
Code 2004 Delivery S														


Optional Models¹ Add price to base model; any size. Applies to standard sizes only.

Impact Glass + \$120 not available on 2270, 3055, 4672 Code 0006 Delivery N	White Laminated Glass + \$40 for 1430, 1446, 2230, 3055, 3446, 4672 call for pricing Code 0008 Delivery R	Triple Pane Glass + \$240 2222, 2246, 4646 only, call for pricing Code 0029 Delivery R
---	---	--


In-Reach Application Model	1430	1446	2222	2230	2234	2246	2270	3030	3046	3055	3434	3446	4646	4672
Tempered LowE ³ Glass Code 0005 Delivery S	\$182	\$209	\$178	\$215	\$232	\$248	\$445	\$266	\$370	N/A	\$334	N/A	\$408	N/A



Add a pre-installed solar shade to any FCM model for \$465² and homeowners are eligible for a 30% Federal Solar Tax Credit³ on product and installation.



Add a pre-installed solar shade
Harness the power of the sun and control the amount of daylight entering through the skylight.



Receive **VELUX App Control system, Gateway + App.** Control your VELUX shades anytime, anywhere with your smartphone or smart home device.

Flashing Adhesive underlayment included. VELUX flashing required for the No Leak Warranty.

	1430	1446	2222	2230	2234	2246	2270	3030	3046	ECL 3055 S0000C	3434	3446	4646	ECL 4672 S0000C
Step 10° - 60° Asphalt Shingles/Wood Shake/Slate 1/2 in. max thickness Code ECL Delivery S		\$110			\$110			\$124		\$201*	\$125		\$129	\$206*
High Profile 14° - 60° Tile - over 3/4 in. thickness Code ECW Delivery S		\$207			\$220			\$264		N/A	\$264		\$289	N/A

*Includes extra step flashing and adhesive underlayment.

¹Lead time/size availability may vary from base model. ²Factory installed shades for FCM skylights includes accessory tray. ³Visit veluxusa.com/go-solar.

Order Code Example $\frac{\text{FCM}}{\text{product}} + \frac{\text{2246}}{\text{size}} + \frac{\text{2004}}{\text{code}} + \frac{\text{CS00}}{\text{shade}}$

Unit Skylights

Curb-Mounted Custom Size FCM

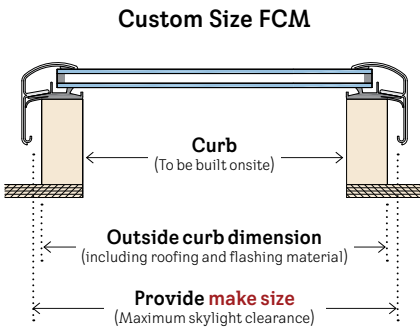


FCM Fixed

Flashings and shades not available on custom FCM sizes.



FCM roof pitch



- We require maximum skylight clearance dimensions in ¼" increments (0, ¼, ½, ¾) for width and height.
- Custom size flashing kits and shades are not available
- Some specialty glass options require longer lead times

Call for pricing and availability

Width	18 ¾ to 50 ¾	18 ¾ to 50 ¾
Length	18 ¾ to 72	72 ¾ to 76 ½
Allow	15 days or less	20 days or less



Standard Sizes	190365	190435	210455	225225	225470	245245	245470	245490	260540	280525
Flashed Outside Curb Width Range	22 - 23 1/2	22 - 23 1/2	24 - 25 1/2	25 1/2 - 27	25 1/2 - 27	27 1/2 - 29	27 1/2 - 29	27 1/2 - 29	29 - 30 1/2	31 - 32 1/2
Flashed Outside Curb Height Range	39 1/2 - 41	46 1/2 - 48	48 1/2 - 50	25 1/2 - 27	50 - 51 1/2	27 1/2 - 29	50 - 51 1/2	52 - 53 1/2	57 - 58 1/2	55 1/2 - 57
Maximum Skylight Clearance (W" or H")	23 3/8 x 41 1/8	23 3/8 x 48 1/8	25 3/8 x 50 1/8	27 3/8 x 27 1/8	27 3/8 x 51 1/8	29 3/8 x 29 1/8	29 3/8 x 51 1/8	29 3/8 x 53 1/8	30 3/8 x 58 1/8	32 3/8 x 57 1/8

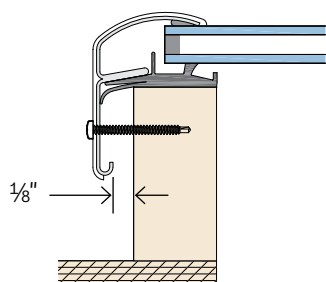
	190365	190435	210455	225225	225470	245245	245470	245490	260540	280525
Laminated LowE ³ Glass Code 0004D Delivery C	\$525	\$576	\$617	\$421	\$616	\$421	\$616	\$616	\$657	\$745

Standard Sizes Continued	315315	315470	315700	315715	365365	385385	385540	420435	460470	460700
Flashed Outside Curb Width Range	34 1/2 - 36	34 1/2 - 36	34 1/2 - 36	34 1/2 - 36	39 1/2 - 41	41 1/2 - 43	41 1/2 - 43	45 - 46 1/2	49 - 50 1/2	49 - 50 1/2
Flashed Outside Curb Height Range	34 1/2 - 36	50 - 51 1/2	73 - 74 1/2	74 1/2 - 76	39 1/2 - 41	41 1/2 - 43	57 - 58 1/2	46 1/2 - 48	50 - 51 1/2	73 - 74 1/2
Maximum Skylight Clearance (W" or H")	36 3/8 x 36 3/8	36 3/8 x 51 1/8	36 3/8 x 74 1/8	36 3/8 x 76 1/8	41 3/8 x 41 1/8	43 3/8 x 43 1/8	43 3/8 x 58 1/8	46 3/8 x 48 1/8	50 3/8 x 51 1/8	50 3/8 x 74 1/8

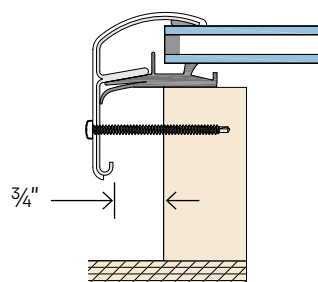
	315315	315470	315700	315715	365365	385385	385540	420435	460470	460700
Laminated LowE ³ Glass Code 0004D Delivery C	\$546	\$694	\$776	\$878	\$649	\$672	\$793	\$767	\$833	\$1,029

Flashed Outside Curb Range

Standard clearance between flashed outside curb and counterflashing leg:



FCM can accommodate a smaller curb (~3/4") and still use the same skylight. Longer screws are provided as distance between the flashed outside curb and counterflashing increases.



Unit Skylights

Self-Flashed QPF



QPF Fixed



QPF roof pitch

\$425

Add a Solar-Powered Pre-Installed Shade

\$150

Control all shades with one remote using the new VELUX Touch
See page 6 for more information

Room-Darkening, Double-Pleated **Code: CS- Solar**





00 White **01** Beige **44** Grey **45** Grey Melange **46** Dark Sand







Light-Filtering, Single-Pleated **Code: FS- Solar**



00 White **01** Classic Sand **34** Natural **35** Dark Grey **36** Jeans Blue

Order code example Code + Color = **CS00**  2-4 business days for delivery  Up to 13 business days for delivery



Standard Sizes	2222	2230	2246	3030	3046	4646
(W-in. x H-in.)						
Outside Flashing	29 5/8 x 29 5/8	29 5/8 x 37 5/8	29 5/8 x 53 5/8	37 5/8 x 37 5/8	37 5/8 x 53 5/8	53 5/8 x 53 5/8
Rough Opening/ Finished Frame	22 1/2 x 22 1/2	22 1/2 x 30 1/2	22 1/2 x 46 1/2	30 1/2 x 30 1/2	30 1/2 x 46 1/2	46 1/2 x 46 1/2

Base Model	2222	2230	2246	3030	3046	4646
Clean, Quiet & Safe Glass Laminated LowE ³ Glass Code 2004 Delivery S	\$362	\$418	\$442	\$444	\$531	\$688

Optional Models¹ Add price to base model; any size. Applies to standard sizes only.

Impact Glass
+ \$120
Code 2006 | Delivery N

White Laminated Glass
+ Call for pricing
Code 2008 | Delivery N

In-Reach Application Model	2222	2230	2246	3030	3046	4646
Tempered LowE ³ Glass Code 2005 Delivery S	\$316	\$372	\$396	\$393	\$480	\$602



Add a pre-installed solar shade to any QPF model for \$425 and homeowners are eligible for a 30% Federal Solar Tax Credit on product and installation.²



Add a pre-installed solar shade. Harness the power of the sun and control the amount of daylight entering through the skylight.



Receive VELUX App Control system, Gateway + App. Control your VELUX shades anytime, anywhere with your smartphone or smart home device.

¹ Lead time/size availability may vary from base model. ² Visit veluxusa.com/go-solar.

Order Code Example $\frac{\text{QPF}}{\text{product}} + \frac{\text{2246}}{\text{size}} + \frac{\text{2004}}{\text{code}} + \frac{\text{CS00}}{\text{shade}}$

Unit Skylights

Self-Flashed E-Class EF



EF Fixed

Factory installed shades for EF skylights include accessory tray. Shades not available on 2238, 2254, 3054, or custom sizes



EF roof pitch

\$465

Add a Solar-Powered Pre-Installed Shade

\$150

Control all shades with one remote using the new VELUX Touch
See page 6 for more information

Room-Darkening, Double-Pleated **Code: CS- Solar**



00
White

01
Beige

44
Grey

45
Grey
Melange

46
Dark
Sand

Light-Filtering, Single-Pleated **Code: FS- Solar**



00
White


01
Classic
Sand


34
Natural

35
Dark
Grey

36
Jeans
Blue

Order code example
Code + Color = **CS00**

 2-4 business days
for delivery

 Up to 13 business days
for delivery

All base models are available to have pre-installed shades, however, some optional skylight models may not be available. VELUX Customer Service will confirm availability.




Standard Sizes	2222	2230	2238	2246	2254	3030	3046	3054	4646
(W-in. x H-in.)									
Rough Opening	22 1/2 x 22 1/2	22 1/2 x 30 1/2	22 1/2 x 38 1/2	22 1/2 x 46 1/2	22 1/2 x 54 1/2	30 1/2 x 30 1/2	30 1/2 x 46 1/2	30 1/2 x 54 1/2	46 1/2 x 46 1/2
Base Model	2222	2230	2238	2246	2254	3030	3046	3054	4646
Laminated LowE ³ Glass									
Code 2004 Delivery T S for east coast	\$433	\$439	\$497/N	\$538	\$628/N	\$539	\$645	\$752/N	\$812

Optional Models¹ Add price to base model; any size. Applies to standard sizes only.


Impact Glass
+ \$120
Code 2006 | Delivery N

White Laminated Glass
+ \$40
Code 2008 | Delivery N


Order Code Example
EF product + 2246 size + 2004 code + CS00 shade



Add a pre-installed solar shade to any EF model for \$465² and homeowners are eligible for a 30% Federal Solar Tax Credit³ on product and installation.



Add a pre-installed solar shade
Harness the power of the sun and control the amount of daylight entering through the skylight.



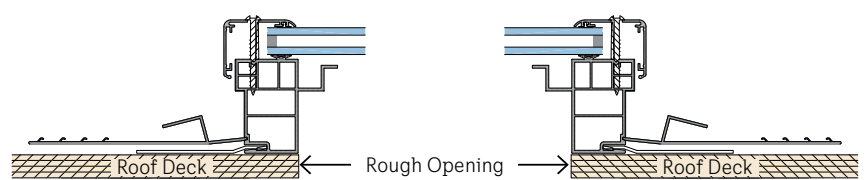
Receive VELUX App Control system, Gateway + App. Control your VELUX shades anytime, anywhere with your smartphone or smart home device.

¹Lead time/size availability may vary from base model. ²Factory installed shades for EF skylights includes accessory tray. ³Visit veluxusa.com/go-solar.

How to Order Custom EF Skylights


We require exact rough opening (RO) dimensions for width and height.

Up to 23 sq ft
Min RO: 14 1/2" W or H
Max RO: 72" W or H



EF Custom Finish Colors

VELUX Cool Grey finish standard. Other custom finish colors are available, call 1-800-888-3589 for pricing and lead time information.



How to Place Your Order

1. _____ Width
(dimension parallel to ridge)
2. _____ Height
3. Call **1-800-888-3589**
(for pricing and lead time)

Unit Skylights

Curb-Mounted SkyMax GSM



GSM Fixed



1° - 60°
¼:12 - 20:12



GSM Roof Pitch

Custom
Sizes
up to 35 sq ft

1-800-888-3589
Call for pricing

- Sizes are based upon the outside curb dimension (OCD).
- For use with site-built curb and flashing minimum 3 ½" Curb.
- Available custom finish colors and copper cladding.



Standard Sizes	4896	5199
(W-in. x H-in.)		
Inside Curb Dimension	45 x 93	48 x 96
Outside Curb Dimension	48 x 96	51 x 99
Max Skylight Clearance	49 1/4 x 97 1/4	52 1/4 x 100 1/4
Base Model	4896	5199
Solarban 70XL Clear Code 0090	\$2,602/B	\$2,667/R

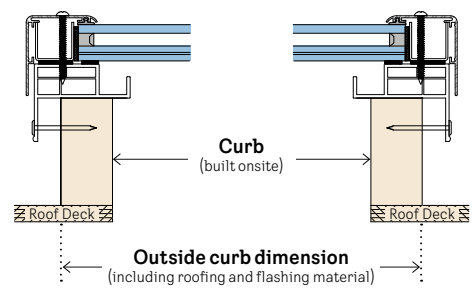
Optional Models¹ Other glass options available as custom.
¹Lead time/size availability may vary from base model. Additional models do not apply to custom sizes.

Order Code Example $\frac{\text{GSM}}{\text{product}} + \frac{4896}{\text{size}} + \frac{0090}{\text{code}}$

Call 1-800-888-3589 for sizes 4896 and 5199 listed above.


How to Order Custom SkyMax GSM Skylights

We require exact outside curb dimensions (OCD) for width and height
 Up to 35 sq ft (OCD)
 Min OCD: 17 1/2" W or H
 Max OCD: 120" W or H



GSM Custom Finish Colors

VELUX Cool Grey finish standard. Other custom finish colors are available, call 1-888-878-3589 for pricing and lead time information.



How to Place Your Order

- _____ Width
(dimension parallel to ridge)
- _____ Height
- Call **1-888-878-3589**
(Call Commercial Team for custom size pricing)

Sun Tunnel® Skylights

Rigid & Flex Tube



TGR

Rigid One-piece Low-profile Metal Flashing



TGF

Flexible One-piece Low-profile Metal Flashing



TMR

Rigid Pitched One-piece Metal Flashing



TMF

Flexible Pitched One-piece Metal Flashing



TLR

Rigid Low-profile Flat Glass



TCR

Rigid Curb Metal Flashing




Roof Pitch:
TGR, TMR, TSR,
TGF, TMF, TLR

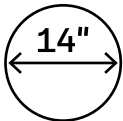


Roof Pitch:
TCR

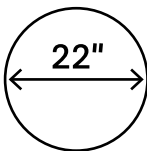




10" Sun Tunnel	TGR 010	TSR 010	TMR 010
Tube length with kit Rigid kits include 2 elbows & 24" extension	48"	48"	48"
Tube type	Rigid	Rigid	Rigid
Maximum recommended installation length	20'	20'	20'
Dome/Flashing	TGR 010	TSR 010	TMR 010
Acrylic Dome Shingle/shake roof Code 0000 Delivery S	\$296	N/A	\$296
Impact Dome Shingle/shake roof Code 1000 Delivery T	\$319	N/A	\$319
Acrylic Dome Plastic/metal flashing - shingle/shake roof Code 0000 Delivery S	N/A	\$217	N/A



14" Sun Tunnel	TGR 014	TMR 014	TLR 014	TCR 014	TMF 014	TGF 014
Tube length with kit Rigid kits include 2 elbows & 24" extension	48"	48"	48"	48"	8'	8'
Tube type	Rigid	Rigid	Rigid	Rigid	Flexible	Flexible
Maximum recommended installation length	30'	30'	30'	30'	8'	8'
Dome/Flashing	TGR 014	TMR 014	TLR 014	TCR 014	TMF 014	TGF 014
Flat Glass Shingle/shake roof Code 2000 Delivery S	N/A	N/A	\$593	N/A	N/A	N/A
Acrylic Dome Shingle/shake roof Code 0000 Delivery S	\$415	\$415	N/A	\$472	\$378	\$382
Impact Dome Shingle/shake roof Code 1000 Delivery T	\$438	\$438	N/A	\$495	\$401	\$405



22" Sun Tunnel	TGF 022	TGR 022
Tube length with kit Rigid kits include 2 elbows & 24" extension Subtract approximately 6" for flashing	8'	48"
Tube type	Flexible	Rigid
Maximum recommended installation length	12'	40'
Dome/Flashing	TGF 022	TGR 022
Acrylic Dome Shingle Code 0000 Delivery S	\$513	N/A
Impact Dome Shingle Code 1000 Delivery T	\$545	N/A
Acrylic Dome Shingle - ships in multiple boxes Code S0000 Delivery F	N/A	\$759
Impact Dome Shingle - ships in multiple boxes Code S1000 Delivery F	N/A	\$792

Save Big*

Add a Solar Night Light to the purchase of a rigid Sun Tunnel® and your homeowners become eligible for a 30% Federal Solar Tax Credit on the entire purchase, including installation!

Order Code Example $\frac{\text{TMR}}{\text{product}} + \frac{\text{010}}{\text{size}} + \frac{\text{0000}}{\text{code}} + \frac{\text{SL}}{\text{light}}$

*For more information visit: veluxusa.com/go-solar
Only available for Rigid Residential Sun Tunnel!

Sun Tunnel accessories on pages 46 and 47.

Sun Tunnel® Skylights

Wildfire & Impact Glass



TZR/TZRL
Wildfire or Impact Glass
Curb-Mount



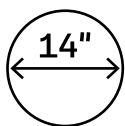
TZRQ
Wildfire or Impact Glass
Pan-Flushed



Roof Pitch
TZR



Roof Pitch
TZRL / TZRQ




Model	TZR 014	TZRL 014	TZRQ 014
Tube length with kit Rigid kits include 2 elbows & 24" extension	64"	64"	52"
Tube type	Rigid	Rigid	Rigid
Maximum recommended installation length	30'	30'	30'
Flashing	Not included	Step-flashing Included	Pan-flashed

Glass Options	TZR 014	TZRL 014	TZRQ 014
Wildfire Glass Shingle/tile (TZR), shingle (TZRL, TZRQ) Code 2A00 Delivery F	\$502	\$556	\$500
Impact Glass Shingle/tile (TZR), shingle (TZRL, TZRQ) Code 1A00 Delivery T	\$525	\$579	\$523

Flashing	TZR 014	TZRL 014	TZRQ 014
ECW 014Z Curb Mounted Flashing - Tile Delivery F	\$178	Included	N/A



Diamond Wire
Wildfire Glass



Hurricane Resistant
Impact Glass

Flat Roof Skylights

Curb-Mounted Domed Units



New

FXG Acrylic Double Dome



FXG Roof Pitch

Custom
Sizes

1-800-888-3589
Call for pricing

- Neutral gray exterior color.
- Encapsulated inner frame is 100% thermally broken.



**CXP Hatch with
ISD Polycarbonate Protective Cover**








CXP/ISD Roof Pitch

- Opens manually up to 60° for roof access.
- Highly impact resistant domed polycarbonate outer with inner laminated glass pane for added safety, sound control, and thermal protection.
- Insulated PVC frame.






Acrylic Double Dome FXG

Standard Sizes (previous size)	225225 (2525)	225465 (2549)	305305 (3333)	345345 (3737)	465465 (4949)
(W-in. x H-in.)					
Outside Curb	25 1/2 x 25 1/2	25 1/2 x 49 1/2	33 1/2 x 33 1/2	37 1/2 x 37 1/2	49 1/2 x 49 1/2
Maximum Skylight Clearance	26 11/16 x 26 11/16	26 11/16 x 50 11/16	34 11/16 x 34 11/16	38 11/16 x 38 11/16	50 11/16 x 50 11/16
Glazing	225225 (2525)	225465 (2549)	305305 (3333)	345345 (3737)	465465 (4949)
Clear over clear Code 0A1A1	\$308/S	\$408/S	\$448/S	\$517/S	\$682/S
Clear over white Code 0A1A2	\$315/R	\$434/R	\$455/R	\$524/R	\$727/R

Please contact Customer Service 800-888-3589 for sizes above in bronze over clear glazing.

Hatch CXP with Polycarbonate Top Cover ISD

(Both are required)

Standard Sizes	090120	100100	120120
(W-in. x H-in.)			
Rough Opening	35 1/4 x 47 1/4	39 3/8 x 39 3/8	47 3/4 x 47 3/4
Exterior Frame	42 1/2 x 54 3/8	46 1/4 x 46 1/4	54 3/8 x 54 3/8
Top Cover	090120	100100	120120
Polycarbonate ISD Code 0010 Delivery G	\$342	\$309	\$401
Base Unit (Required)	090120	100100	120120
Hatch CXP Code 0473Q Delivery G	\$1,141	\$1,090	\$1,284

Note: Must order both base unit and top cover to make a complete skylight unit. Base and cover will ship and invoice separately.

Flat Roof Skylights

Curb-Mounted CFU/ISU



New

CFU Fixed Base with
ISU CurveTech Protective Top Cover



CFU/ISU Roof Pitch



CFU Fixed Base

- Laminated thermal pane for added safety, sound control, and thermal protection.













ISU CurveTech Protective Top Cover

- CurveTech glass lets rainwater easily roll off for a clean look while preventing leaks.
- Tempered glass is virtually scratch-proof, providing a durable layer of protection.
- Unique curved glass with a modern and innovative design.



Curb-Mounted CFU/ISU

Standard Sizes	060060	080080	090060	120090	120120
(W-in. x H-in.)					
Rough Opening	23 ¹ / ₁₆ x 23 ¹ / ₁₆	31 ¹ / ₁₆ x 31 ¹ / ₁₆	35 ¹ / ₂ x 23 ¹ / ₁₆	47 ⁵ / ₁₆ x 35 ¹ / ₂	47 ⁵ / ₁₆ x 47 ⁵ / ₁₆
Exterior Frame	32 ³ / ₁₆ x 32 ³ / ₁₆	39 ¹⁵ / ₁₆ x 39 ¹⁵ / ₁₆	43 ⁷ / ₈ x 32 ³ / ₁₆	55 ¹ / ₁₆ x 43 ⁷ / ₈	55 ¹ / ₁₆ x 55 ¹ / ₁₆
Standard Sizes Continued	090090	100100	150100	150150	200100
(W-in. x H-in.)					
Rough Opening	35 ¹ / ₂ x 35 ¹ / ₂	39 ⁷ / ₁₆ x 39 ⁷ / ₁₆	59 ¹ / ₈ x 39 ⁷ / ₁₆	59 ¹ / ₈ x 59 ¹ / ₈	78 ³ / ₄ x 39 ⁷ / ₁₆
Exterior Frame	43 ⁷ / ₈ x 43 ⁷ / ₈	47 ¹³ / ₁₆ x 47 ¹³ / ₁₆	67 ¹ / ₂ x 47 ¹³ / ₁₆	67 ¹ / ₂ x 67 ¹ / ₂	87 ³ / ₁₆ x 47 ¹³ / ₁₆

CFU Fixed Base Unit

ISU Top Cover required when purchasing CFU fixed base unit

Standard Sizes	060060	080080	090060	120090	120120
Code 0020Q Delivery G	\$354	\$439	\$416	\$581	\$645
Standard Sizes	090090	100100	150100	150150	200100
Code 0020Q Delivery N	\$545	\$581	\$653	\$937	\$999

ISU Top Cover

Standard Sizes	060060	080080	090060	120090	120120
Code 1093 Delivery G	\$453	\$501	\$482	\$643	\$700
Standard Sizes	090090	100100	150100	150150	200100
Code 1093 Delivery N	\$541	\$600	\$729	\$1,080	\$1,074

Note: Must order both base unit and top cover to make a complete skylight unit. Base and cover will ship and invoice separately.

Skylight Flashing

Deck-Mounted Combi-Flashing™



EKL

low-profile roofing material
shingles/shakes

EKW

high-profile roofing material
tile/corrugated metal



EKL/EKW Roof Pitch

Custom
Sizes

1-888-878-3589
Call Commercial Team for
custom size pricing

- Combi-Flashing™ allows for large installations of multiple skylights.
- Must specify vertical gutter spacing when ordering. May be from 2.5" to 12" in ½" increments. Combi-Flashings™ with gutters 4.5" or wider have additional charges.
- Only the 2.5", 3", 3.5" and 4" gutters are stocked; all other widths are special order and carry a 15-day production time.
- 1 x (over/under) combinations have 4" horizontal gutter only.
- EKW has 4" gutter side by side configuration only.
- Gutter sizes listed are frame to frame – RO to RO will be ½" larger, ex. 3" listed gutter = 3.5" RO to RO.



HGTV
**URBAN
OASIS**
PROUD SPONSOR
— 2022 —

Sizes		C01	C04	C06	C08	C12	M02	M04	M06	M08	S01	S06
1 by 2 Flashing Configuration												
<input type="checkbox"/> <input type="checkbox"/>	EKL Low-Profile Delivery T	\$320	\$320	\$320	\$349	\$349	\$349	\$349	\$349	\$349	\$395	\$395
1 by 3 Flashing Configuration												
<input type="checkbox"/> <input type="checkbox"/> <input type="checkbox"/>	EKL Low-Profile Delivery T	\$528	\$528	\$528	\$557	\$557	\$576	\$576	\$576	\$576	\$656	\$656
2 by 1 Flashing Configuration												
<input type="checkbox"/> <input type="checkbox"/>	EKL Low-Profile Delivery T	\$328	\$328	328	\$396	\$396	\$350	\$350	\$350	\$350	\$392	\$392
	EKW High-Profile Delivery T	Call	Call	Call	N/A	N/A	Call	Call	Call	Call	Call	Call
2 by 2 Flashing Configuration												
<input type="checkbox"/> <input type="checkbox"/> <input type="checkbox"/> <input type="checkbox"/>	EKL Low-Profile Delivery T	\$778	\$778	\$778	\$846	\$846	\$834	\$834	\$834	\$834	\$936	\$936
2 by 3 Flashing Configuration												
<input type="checkbox"/> <input type="checkbox"/> <input type="checkbox"/> <input type="checkbox"/> <input type="checkbox"/> <input type="checkbox"/>	EKL Low-Profile Delivery T	\$1,228	\$1,228	\$1,228	\$1,296	\$1,296	\$1,318	\$1,318	\$1,318	\$1,318	\$1,480	\$1,480
3 by 1 Flashing Configuration												
<input type="checkbox"/> <input type="checkbox"/> <input type="checkbox"/>	EKL Low-Profile Delivery T	\$507	\$507	\$507	\$575	\$575	\$539	\$539	\$539	\$539	\$599	\$599
	EKW High-Profile Delivery T	Call	Call	Call	N/A	N/A	Call	Call	Call	Call	Call	Call
3 by 2 Flashing Configuration												
<input type="checkbox"/> <input type="checkbox"/> <input type="checkbox"/> <input type="checkbox"/> <input type="checkbox"/> <input type="checkbox"/>	EKL Low-Profile Delivery T	\$1,169	\$1,169	\$1,169	\$1,237	\$1,237	\$1,248	\$1,248	\$1,248	\$1,248	\$1,390	\$1,390
4 by 1 Flashing Configuration												
<input type="checkbox"/> <input type="checkbox"/> <input type="checkbox"/> <input type="checkbox"/>	EKL Low-Profile Delivery T	\$686	\$686	\$686	\$754	\$754	\$728	\$728	\$728	\$728	\$806	\$806
	EKW High-Profile Delivery T	Call	Call	Call	N/A	N/A	Call	Call	Call	Call	Call	Call

Many other combinations can be made beyond what is listed in the pricing chart. Call customer service for more combi-flashing™ options and pricing. Measurement must be taken from rough opening to rough opening.

Large orders may require longer lead times. Combi-flashings™ are not available for models FCM, VCM, VCE, QPF, or VCS. VSS only available in side-by-side applications.

Skylight Accessories

Shades



Room-Darkening Double-Pleated

Unique honeycomb structure adds an extra layer of fabric to block bright sunlight.



Light-Filtering Single-Pleated


The single-pleated shades softly diffuse natural light, helping prevent glare.




Venetian

Lightweight, horizontal slats provide style and easy light control for any room.

In-Stock Shade Options

 2-4 business days for delivery

 Up to 13 business days for delivery

Room-Darkening, Double-Pleated



1045
White



1155
Beige



1163
Grey



1164
Grey
Melange



1171
Dark
Sand

Light-Filtering, Single-Pleated



1016
White



1259
Classic
Sand



1275
Natural



1282
Dark
Grey



1286
Jeans
Blue

Venetian Manual



7001
White

*Available for roof windows only

Solar-Powered In-Stock Shades - \$425 any size

Skylight & Shade (type/model)	Room-Darkening, Double-Pleated	Light-Filtering, Single-Pleated	Venetian
VSS/VSE	FSCH	FSLH	
VS	FSCH	FSLH	
FS	FSCD	FSLD	
VCS/VCE/VCM/QPF	FSCC	FSLC	N/A
FCM* - accessory tray needed + \$146 to shade price	FSCC	FSLC	

*Manual shades are no longer available for skylights

Manual In-Stock Roof Window Shades - \$225 any size

Roof Windows & Shade (type/model)	Room-Darkening, Double-Pleated	Light-Filtering, Single-Pleated	Venetian
GPU/GXU/GGU	FHC	FHL	PAL

*White only. All other colors subject to lead times up to 8 weeks.


How to find the model and size code on your skylight




Model

Size



Special Order Shade Options

 14 business days for delivery


Room-Darkening, Double-Pleated




Light Filtering, Single-Pleated



Manual - Venetian, slats measure 1.375"



Solar-Powered - Blackout, Flat Fabric



Solar-Powered Special Order Shades - \$500 any size

Skylight & Shade (type/model)	Room-Darkening, Double-Pleated	Light-Filtering, Single-Pleated	Blackout, Flat Fabric
VSS/VSE	FSCH	FSLH	DSH
VS	FSCH	FSLH	DSH
FS	FSCD	FSLD	DSD
VCS/VCE/VCM/QPF	FSCC	FSLC	DSC
FCM - accessory tray needed + \$146 to shade price	FSCC	FSLC	DSC

Manual Special Order Roof Window Shades - \$300 any size

Roof Windows & Shade (type/model)	Room-Darkening, Double-Pleated	Light-Filtering, Single-Pleated	Venetian
GPU/GXU/GGU*	FHC	FHL	PAL

*Subject To Longer Lead Time Up To 8 Weeks

Order Code Example

FSCD		C06		1045
shade model	+	skylight size	+	color code

Skylight Accessories

Home Automation

VELUX Active with NETATMO

Includes Climate Sensor, Departure Switch, and Internet Gateway

Model	Price	Delivery
KIX 300 US	\$295	S



VELUX Active Departure Switch

Additional departure switch

Model	Price	Delivery
KLN 300 US	\$63	S



VELUX Active Indoor Climate Sensor

Additional sensor for other rooms with VELUX skylights

Model	Price	Delivery
KLA 300 US	\$124	S



Home Automation Integration Kit

Wirelessly control up to five groups of solar/electric-powered skylights or shades

Model	Price	Delivery
KLF 200 US	\$272	S



Installation Accessories

Additional Step Flashing Deck/Curb

Deck-mounted = 14 pieces - ZZZ 200 0000
Curb-mounted = 12 pieces - ZZZ 200 0000C

Model	Price	Delivery
ZZZ 200 0000	\$25	S
ZZZ 200 0000C	\$28	S



Trim Kit

Three 57 1/2" pieces. One kit will work for most sizes

Model	Price	Delivery
ZZZ 213B	\$48	S



Adhesive Underlayment

9" x 26' per roll

Model	Price	Delivery
ZOZ 216L	\$49	S



Shade Accessory Tray

Needed for shade installation on Fixed Curb-Mounted Skylights (2222-4646)

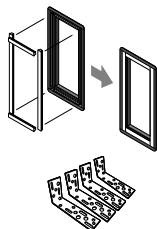
Model	Price	Delivery
ZZZ 199 + size	\$146	S



Replacement Kit

4 pre-cut drywall groove filler pieces and 4 structural brackets. Use in deck-mounted applications Sizes: C01, C04, C06, C08, D06, D26, M02, M04, M06, M08, S01, S06

Model	Price	Delivery
ZZZ 238 + size	\$60	S



Sun Screen Adapter Kit

Allows skylight models manufactured prior to January 1, 2010 to have special order shades. V-venting, F-fixed

Model	Price	Delivery
ZZZ 232V	\$46	T
ZZZ 232F	\$46	T



Structural Brackets 4 brackets

Use in deck-mounted applications with an oversized rough opening

Model	Price	Delivery
ZZZ 219	\$22	T



Wildfire Screen

Made to meet California's strictest fire codes for new skylight installations, these screens are compatible with all our Deck-Mounted and Curb-Mounted skylights.

Model	Price	Delivery
ZZZ 256 + size	\$41 - \$87	F



Remotes & Electric

Basic Remote Control

Remote control allows users to operate single skylights or shades from anywhere in the room

Model	Price	Delivery
KLI 310 US	\$119	S



Battery Backup

Provides limited operation of VSE, VCE skylights and electric shades during power outages

Model	Price	Delivery
KLB 100 WW	\$359	S



VELUX Touch Remote Control

Remote control allows users to operate multiple skylights and shades with one remote from anywhere in the room, not dependent on Wi-Fi

Model	Price	Delivery
KLR 300 WW	\$150	S



Manual Controls

VS/VCM Crank Handle

Operate in-reach manual venting skylight

Model	Price	Delivery
ZZZ 201 (VS)	\$12	S
ZZZ 212 (VCM)	\$33	S



Telescopic Rod 6'-10' Manual Skylights

For VS and VCM skylights from 1982 to present and sun screen accessories made prior to 2010

Model	Price	Delivery
ZCT 300	\$56	S



VS/VCM Replacement Hook

Replacement hook for out-of-reach manual venting skylight

Model	Price	Delivery
ZZZ 202 (VS)	\$12	S
ZZZ 211 (VCM)	\$12	S



Telescopic Rod 3'-6' Manual Shades

For operation of manual sun screen accessories

Model	Price	Delivery
ZXT 200	\$44	S



Extension Chain Operator

Extension for manual crank handle or manual angle adaptor to make skylights easier to operate

Model	Price	Delivery
ZZZ 208	\$26	S



Universal Extension 3'

Extension piece for telescopic rods. Extends control rods for an additional 3'

Model	Price	Delivery
ZCT 100	\$19	S



Angle Adaptor for Chain Operator

Used in conjunction with the manual hook for out-of-reach applications to make the skylight easier to operate with a manual pole

Model	Price	Delivery
ZZZ 203	\$42	S



Sun Tunnel® Skylight Accessories

Lighting

Solar Night Light

Provides low level light available for rigid tube only

Model	Price	Delivery
ZTZ 213	\$37	S

*For more information visit: veluxusa.com/go-solar



Daylight Controller

Motorized variable positioning daylight control device. Requires ZZZ 233 Power Supply

Model	10"	14"	Delivery
ZTP	N/A	\$308	F



Power Supply

Power supply for control devices

Model	Price	Delivery
ZZZ 233	\$170	F



Universal Electric Light Kit

Designed to let Sun Tunnel® be a source of light at night and during the day

Model	10"	14"	22"	Delivery
ZTL 114	\$62	\$62	N/A	S
ZTL 122	N/A	N/A	\$69	S



Diffusion Enhancer - 6" band

Highly reflective obscure 6" band designed to diffuse direct sunlight

Model	10"	14"	22"	Delivery
ZTZ 209	\$65	\$67	\$70	S



Tube

Rotation Coupler

Enables quick tube connections when getting around obstacles in the attic is required

Model	10"	14"	Delivery
ZTZ 211	\$47	\$51	S



Elbows

Can be used at bottom, middle, or top of your installation - can form a 90 degree bend using multiple elbows with rotating couplers

Model	10"	14"	22"	Delivery
ZTE 0000	\$59	\$83	\$126	S



Rigid Tube 24" reflective tunnel sections

Available in bulk quantities

Model	10"	14"	22"	Delivery
ZTR 2' - 1 unit	\$47	\$66	\$98	S
ZTR 4' - 2 units	\$91	\$126	\$185	S
ZTR 6' - 3 units	\$122	\$168	\$249	S
ZTR 12' - 6 units	\$217	\$303	\$375	S
ZTR 24' - 12 units	\$387	\$550	\$710	S



Suspension Wire Kit

12-gauge wire and fastener set to secure longer tube sections

Model	Price	Delivery
ZTZ 203	\$29	F



Performance Enhancing

Energy Kit

Designed to increase energy efficiency; includes a thermal plate and a diffusing disc



Model	10"	14"	22"	Delivery
ZTC 0051US	\$48	\$61	N/A	S
ZTC 0041US	N/A	N/A	\$75	S

Exterior Fire Band

Designed to meet fire prevention requirements of building codes - not available for TSR 10"



Model	10"	14"	22"	Delivery
ZZZ 192	\$92	\$101	\$111	F

Vapor Barrier

Designed for protecting flashing components and ceiling opening from condensation









Model	10"	14"	22"	Delivery
ZTY	\$59	\$59	\$59	T

Decorative Diffusers

Simple way to enhance your ceiling and ensure that your diffuser film matches the décor and feel of the room



Model	Description	10"	14"	Delivery
	Micro Fresnel ZTB 4004US	\$20	\$33	S
	Triple Wave ZTB 4005US	\$20	\$33	S
	Brushed Metal ZTB 4006US	\$20	\$33	S
	Prismatic ZTB 4007US	\$20	\$33	S
	Bubbles ZTB 4008US	\$20	\$33	S
	Neutral light ZTB 4009US	\$20	\$33	S

Flashing

Curb-Mounted Flashing - Tile

Install on tile roofing material over 3/4" thickness for roof pitch 14-60° for TCR and TZR models



Model	10"	14"	Delivery
ECW 014 0000	N/A	\$217	S
ECW 014Z 0000	N/A	\$178	F

Sun Tunnel® Flashing - Tile

Water-tight flashing without the use of sealants Only for TMR and TMF



Model	10"	14"	Delivery
ZTM 0000 50	\$171	\$187	F

Roof Windows

Top-Hinged GPU



GPU Top-hinged
Roof Window



GPU Roof Pitch

- Designed for in-reach applications, such as bonus rooms or attics.
- **Stocked GPU Units are for Roofs with a Maximum of 55° Roof Pitch.** Roofs with a pitch greater than 55° need to order GPU units with special springs for an additional \$100 per unit.











Opens to a maximum of 45° to satisfy egress requirements for emergency escape.

(Only for MK06, MK08, PK10, SK06, UK08. Sizes for CK04, CK06, MK04 do not meet egress requirements.)



Special order shade options
See page 43



Standard Sizes	CK04	CK06	MK04	MK06	MK08	PK10	SK06	UK08
(W-in. x H-in.)								
Outside Frame	21 7/8 x 38 1/2	21 7/8 x 46 7/8	30 3/4 x 38 1/2	30 3/4 x 46 7/8	30 3/4 x 55	37 7/8 x 63	44 7/8 x 46 7/8	52 3/4 x 55 1/16
Rough Opening	22 7/8 x 39	22 7/8 x 46 7/8	31 3/4 x 39	31 3/4 x 46 7/8	31 3/4 x 55 1/2	37 7/8 x 63 1/2	45 3/8 x 46 7/8	53 3/4 x 55 1/2

Base Model	CK04	CK06	MK04	MK06	MK08	PK10	SK06	UK08
Laminated Glass Code 0070 Delivery T	\$947	\$1,010	\$1,001	\$1,074	\$1,152	\$1,447	\$1,288	\$1,600

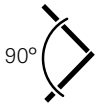
Flashing	CK04	CK06	MK04	MK06	MK08	PK10	SK06	UK08
Step Flashing Asphalt Shingles, Wood Shakes, or Slate Up to 3/2 inch maximum thickness Code EDL Delivery T	\$116	\$116	\$127	\$127	\$127	\$138	\$187	\$184
High Profile Flashing Tile - Over 3/4 inch thickness Code EDW Delivery T	\$207	\$220	\$233	\$233	\$233	\$268	\$277	\$268

All cladding components for roof windows are included in the flashing box. If VELUX flashing is not used, then ZWC cladding pieces must be ordered. Call Customer Service for pricing on Flashing Kits available for when replacing old Roof Windows with new Roof Windows.

Accessories	CK04	CK06	MK04	MK06	MK08	PK10	SK06	UK08
Manual Shade White, Room-Darkening, Double-Pleated Code FHC 1045 SWL Delivery T					\$225			
Manual Shade White, Light-Filtering, Single-Pleated Code FHL 1016 SWL Delivery T					\$225			
Manual Shade White Venetian Code PAL 7001 SWL Delivery T					\$225			
Insect Screen Code ZIL 0000SWL Delivery T					\$135			

Roof Windows

Roof Access GXU



GXU Roof Access
Roof Window



GXU Roof Pitch

- Opens 90° for easy access to the outdoors.
- Designed for in-reach applications.





FK06 swings open to a 90° angle to satisfy egress requirements for emergency escape.

(CK06 size does not meet requirements for emergency escape.)



Special order shade options
See page 43



Standard Sizes	CK06	FK06
(W-in. x H-in.)		
Outside Frame	21 7/8 x 46 7/8	26 x 46 7/8
Rough Opening	22 7/8 x 46 7/8	26 7/8 x 46 7/8

Base Model	CK06	FK06
Laminated Glass Code 0070 Delivery T	\$1,061	\$1,092

Flashing	CK06	FK06
Step Flashing Asphalt Shingles, Wood Shakes, or Slate Up to 3/4 inch maximum thickness Code EDL Delivery T	\$116	\$116
High Profile Flashing Tile - Over 3/4 inch thickness Code EDW Delivery T	\$220	\$225

All cladding components for roof windows are included in the flashing box. If VELUX flashing is not used, then ZWC cladding pieces must be ordered.

Accessories	CK06	FK06
Manual Shade White, Room-Darkening, Double-Pleated Code FHC 1045 SWL Delivery T	\$225	\$225
Manual Shade White, Light-Filtering, Single-Pleated Code FHL 1016 SWL Delivery T	\$225	\$225
Manual Shade White Venetian Code PAL 7001 SWL Delivery T	\$225	\$225
Insect Screen Code ZIL 0000SWL Delivery T	\$135	\$135

Roof Windows

Balcony GDL





GDL Balcony Roof Window



GDL Balcony Roof Pitch

- Dual-sash operation: top opens for ventilation and bottom opens outward to create a roof balcony.
- When the GDL Balcony Roof Window is closed, a ventilation flap can be opened to provide a breath of fresh air, even if it is raining outside.
- For in-reach application only.



Standard Sizes	MK19	PK19
(W-in. x H-in.)		
Outside Frame	30 ³ / ₄ x 99 ¹ / ₄	37 ¹ / ₁₆ x 99 ¹ / ₄
Rough Opening	33 ¹ / ₁₆ x 101	39 ³ / ₈ x 101

Base Model	MK19	PK19
Laminated Glass/Aluminum Code 3066 Delivery T	\$3,372	\$5,310

Flashing	MK19	PK19
Step Flashing Asphalt Shingles, Wood Shakes, or Slate Up to ¹ / ₂ inch maximum thickness Code EDL Delivery T	\$180	\$188
High Profile Flashing Tile - Over ³ / ₄ inch thickness Code EDW Delivery T	\$238	\$250

Accessories	MK19	PK19
Manual Shade White, Room-Darkening, Double-Pleated Code FHC SD1045SWL Delivery T	\$450	\$450
Manual Shade White, Light-Filtering, Single-Pleated Code FHL SD1016SWL Delivery T	\$450	\$450

Roof Windows

Center-Pivot GGU



GGU Center-Pivot
Roof Window



GGU Roof Pitch

- Easy to open and quick to close with the top control bar.
- For in-reach application only.



Special order shade options
See page 43



Standard Sizes	CK02	CK04	CK06	FK04	FK06	FK08	MK04	MK06	MK08	MK10	PK06	PK08	PK10	SK06	SK08	UK04	UK08
(W-in. x H-in.)																	

Outside Frame	21 ⁵ / ₈ x 30 ⁵ / ₈	21 ⁵ / ₈ x 38 ¹ / ₂	21 ⁵ / ₈ x 46 ³ / ₈	26 x 38 ¹ / ₂	26 x 46 ³ / ₈	26 x 55	30 ³ / ₄ x 38 ¹ / ₂	30 ³ / ₄ x 46 ³ / ₈	30 ³ / ₄ x 55	30 ³ / ₄ x 63	37 ¹ / ₈ x 46 ³ / ₈	37 ¹ / ₈ x 55	37 ¹ / ₈ x 63	44 ⁷ / ₈ x 46 ³ / ₈	44 ⁷ / ₈ x 55	52 ³ / ₄ x 38 ¹ / ₂	52 ³ / ₄ x 55 ¹ / ₈
---------------	---	---	---	-------------------------------------	-------------------------------------	---------	---	---	-------------------------------------	-------------------------------------	---	-------------------------------------	-------------------------------------	---	-------------------------------------	---	---

Rough Opening	22 ¹ / ₂ x 31 ¹ / ₈	22 ¹ / ₂ x 39	22 ¹ / ₂ x 46 ⁷ / ₈	26 ¹ / ₂ x 39	26 ¹ / ₂ x 46 ⁷ / ₈	26 ¹ / ₂ x 55 ¹ / ₂	31 ¹ / ₄ x 39	31 ¹ / ₄ x 46 ⁷ / ₈	31 ¹ / ₄ x 55 ¹ / ₂	31 ¹ / ₄ x 63 ¹ / ₂	37 ⁵ / ₈ x 46 ⁷ / ₈	37 ⁵ / ₈ x 55 ¹ / ₂	37 ⁵ / ₈ x 63 ¹ / ₂	45 ³ / ₈ x 46 ⁷ / ₈	45 ³ / ₈ x 55 ¹ / ₂	53 ¹ / ₄ x 39	53 ¹ / ₄ x 55 ¹ / ₂
---------------	---	-------------------------------------	---	-------------------------------------	---	---	-------------------------------------	---	---	---	---	---	---	---	---	-------------------------------------	---

Base Model	CK02	CK04	CK06	FK04	FK06	FK08	MK04	MK06	MK08	MK10	PK06	PK08	PK10	SK06	SK08	UK04	UK08
Laminated Glass Code 0070 Delivery N	\$645	\$691	\$738	\$738	\$791	\$844	\$731	\$784	\$841	\$890	\$884	\$963	\$1,056	\$940	\$1,070	\$1,056	\$1,168


Flashing	CK02	CK04	CK06	FK04	FK06	FK08	MK04	MK06	MK08	MK10	PK06	PK08	PK10	SK06	SK08	UK04	UK08
Step Flashing Code EDL Delivery T	\$116	\$116	\$116	\$116	\$116	\$116	\$127	\$127	\$127	\$127	\$139	\$139	\$138	\$187	\$187	\$184	\$184
High Profile Flashing Code EDW Delivery T	\$220	\$207	\$220	\$225	\$225	\$225	\$233	\$233	\$233	\$233	\$268	\$268	\$268	\$277	\$277	\$268	\$268

All cladding components for roof windows are included in the flashing box. If VELUX flashing is not used, then ZWC cladding pieces must be ordered. Call Customer Service for pricing on Flashing Kits available for when replacing old Roof Windows with new Roof Windows.

Accessories	CK02	CK04	CK06	FK04	FK06	FK08	MK04	MK06	MK08	MK10	PK06	PK08	PK10	SK06	SK08	UK04	UK08
Manual Shade White, Room Darkening, Double-Pleated Code FHC 1045 SWL Delivery T	\$225N	\$225	\$225	\$225N	\$225	\$225	\$225N	\$225	\$225	\$225	\$225N	\$225N	\$225	\$225	\$225N	\$225	\$225
Manual Shade White, Light-Filtering, Single-Pleated Code FHL 1016 SWL Delivery T	\$225N	\$225	\$225	\$225N	\$225	\$225	\$225N	\$225	\$225	\$225N	\$225N	\$225N	\$225	\$225	\$225N	\$225	\$225
Manual Shade White Venetian Code PAL 7001 SWL Delivery T	\$225	\$225	\$225	\$225	\$225	\$225	\$225	\$225	\$225	\$225	\$225	\$225	\$225	\$225	\$225	\$225	\$225
Insect Screen Code ZIL 0000SWL Delivery T	\$135	\$135	\$135	\$135N	\$135	\$135	\$135N	\$135	\$135	\$135	\$135N	\$135N	\$135N	\$135	\$135	\$135N	\$135

Architectural Skylights

Custom Skylight Systems



Custom
Sizes

1-888-878-3589
Call Commercial Team for
custom size pricing

- Unlimited design capabilities to create spectacular daylighting applications.
- Capable of spanning up to 40 feet.
- Broad range of glass options to select from, including hurricane-rated, electrochromic, photovoltaic, and insulated glass, or cellular polycarbonate with option for aerogel fill.
- Available in standard or custom sizes, both with reliable engineering, construction, and installation.
- Choose from a broad range of interior and exterior finishes.

Custom Finish Colors:



Bone White Quaker Bronze Black Dark Bronze Matte Silver Matte Copper Clad

Mill finish standard. Other custom finish colors are available.
Visit commercial.veluxusa.com/products/finishes for full list of finish colors.



Pinnacle System

- Spans up to 40' wide, unlimited length
- Self-supporting structural system
- Custom skylight pitches 15° - 60°
- Flat or pitched roof applications
- Custom glazing options
- Custom finish colors
- Site-built system




Square Pyramid




Polygonal Pyramid




Extended Pyramid



Single Pitch



Double Pitch



Structural Ridge

Classic System

- Spans up to 8' wide, unlimited length
- Self-supporting structural system
- Three standard skylight pitches: 5:12, 7:12, 12:12
- Flat or pitched roof applications
- Custom glazing options
- Custom finish colors
- Factory welded and assembled



Square Pyramid



Polygonal Pyramid



Extended Pyramid



Double Pitch

Low Profile System

- Unlimited width and length
- Structural support required
- Pitched roof applications
- Custom glazing options
- Custom finish colors
- Factory-built or site-built system



Low Profile

Architectural Skylights

VELUX Modular Skylights – VMS



HFC Fixed
5° Module

HVC Ventilating
5° Module



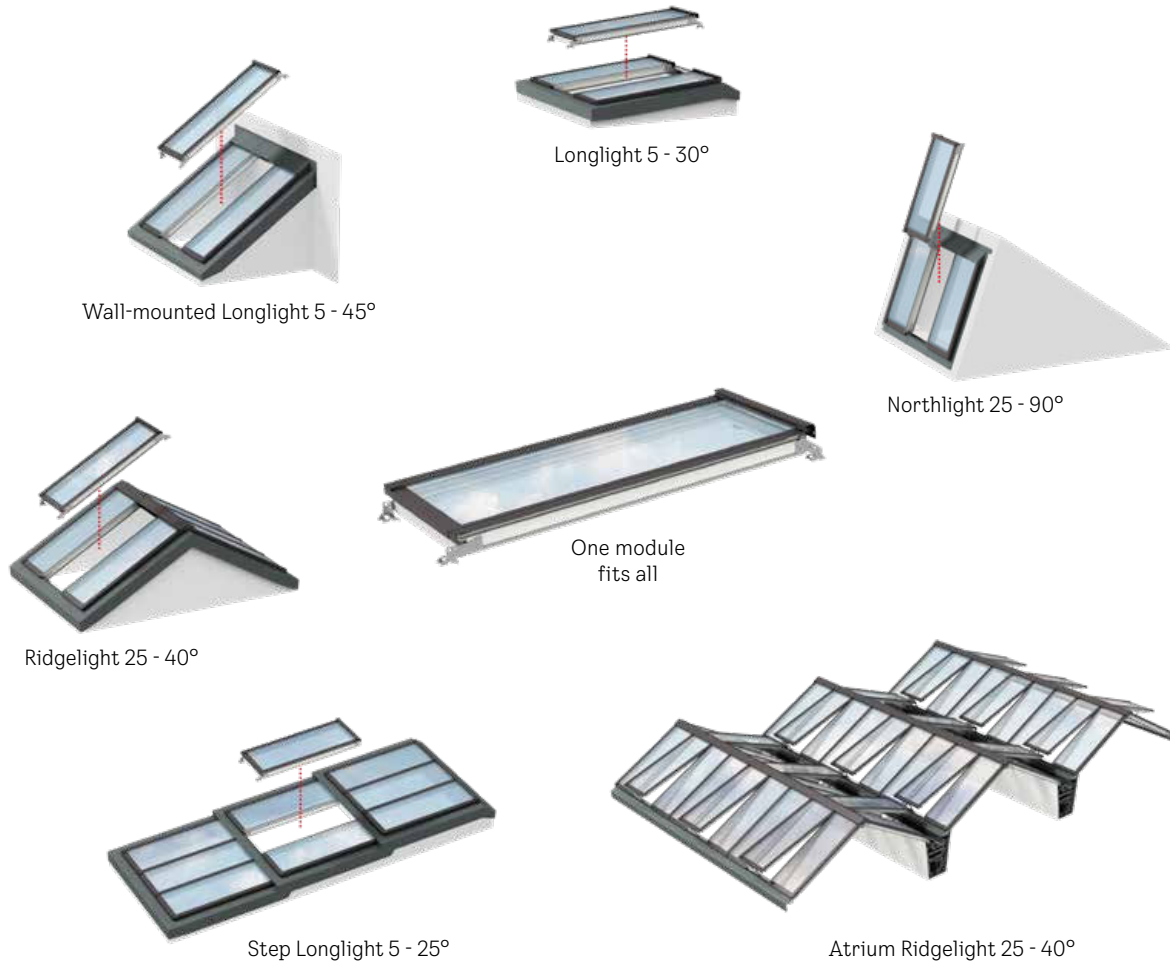
VMS Roof Pitch

- Pre-glazed module with 100% prefabricated components and unique bracket system guarantees a predictable installation process
- Watertight design ensures moisture protection without need for sealants
- Hidden chain actuators allow modules to vent allowing fresh air into the building
- Internal shades can be pre-installed allowing for shading throughout the day
- Velux Modular Skylight systems available for roof pitches between 0°–90°
- Email commercialestimating.us@velux.com for details

The installer is responsible for curb-flashing material and installation of the curb to the roof.



The unique bracket system that makes every single module fit every solution



VMS modules can be equipped with electrically-operated roller shades



Delivery time approximately 10-15 weeks for product and shades.

Transforming spaces since 1941. For over 80 years, VELUX has helped people envision and achieve the transformation of spaces using daylight and fresh air through the roof. Our product program includes skylights, Sun Tunnel® skylights, decorative shades and roof windows, as well as installation and smart home solutions. By creating brighter, healthier, more sustainable places to live, work, learn, and play we enable a better everyday life for people around the world. We work globally with sales and manufacturing operations in more than 40 countries and around 11,500 employees worldwide. The VELUX Group is owned by VKR Holding A/S, a limited company wholly owned by non-profit, charitable foundations (THE VELUX FOUNDATIONS) and family.

For more information, visit veluxusa.com.

VELUX America LLC
450 Old Brickyard Road
PO Box 5001
Greenwood, SC 29648-5001

1-800-888-3589

veluxusa.com
whyskylights.com